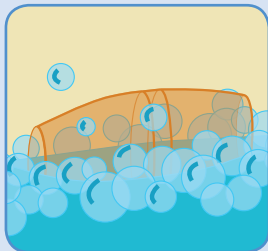


Caring for Spacers

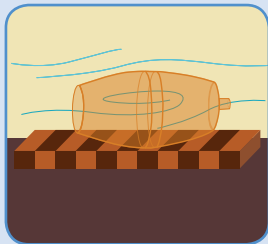
Wash in warm soapy water.
DO NOT RINSE.

- 1 *Note: If your Spacer has a valve that comes out, wash separately and dry on a flat surface.*



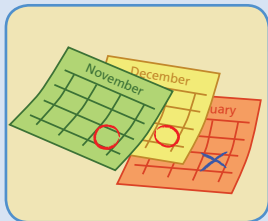
Leave to air dry.
NEVER RINSE OR WIPE OUT.

- 2 *Note: If your Spacer has a valve, put valve back in when dry.*



Clean Spacer monthly.
Replace Spacer annually.

- 3



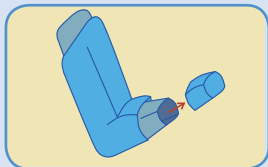
Government of South Australia
SA Health



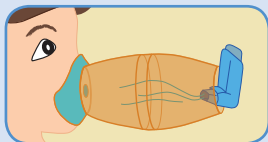
**Women's
& Children's
Hospital**

Using Puffer with Spacer

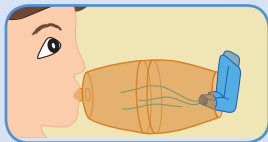
- 1 Remove cap from puffer.



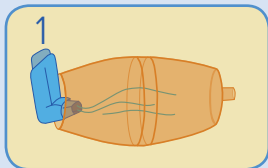
- 2 Under 4 years of age.
Can use mask on Spacer.
Must have a good seal over mouth and nose with mask.



- 2 Over 4 years of age.
Place lips tightly around mouth-piece of Spacer.



- 3 Shake puffer for 3 seconds and insert into Spacer. Press one puff into Spacer. Now take 4-6 breaths in and out of Spacer.



- 4 Repeat step 3 until dose given.

